

# Jayhawk Buddy System | Incidents 2011 - 2013



**BE SMART. BUDDY UP.**

## QUESTION OF INTEREST:

1. What are the alcohol-use patterns on campus?
2. What are the trends across time:
  - a. Number of alcohol incidents in the residence halls
  - b. Number of medical transports

## DATA HIGHLIGHTS:

### Patterns

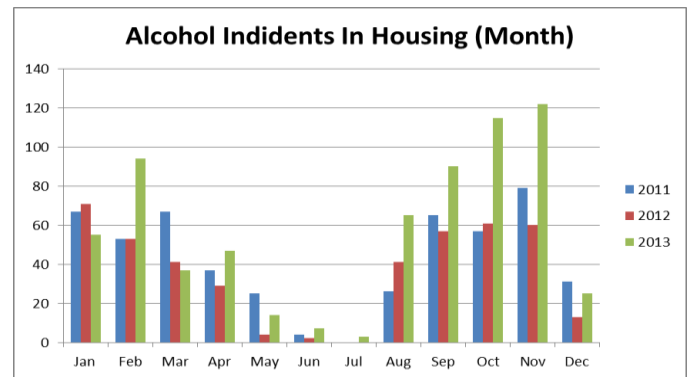
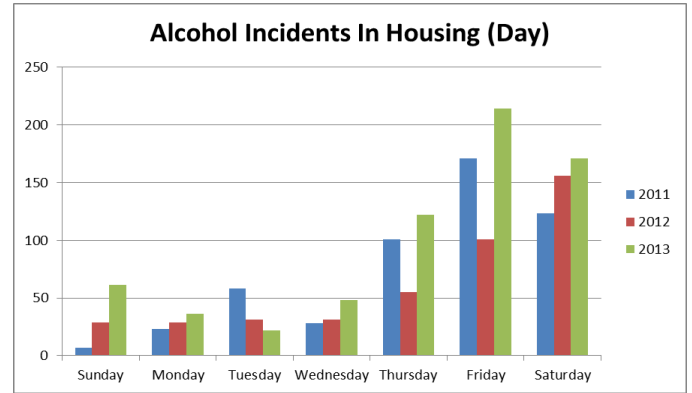
1. Incidents are most likely to occur on Fridays
  - Other days of note are Saturdays & Thursdays
2. Incidents are most likely to occur in November
  - Other months of note are October, September, February, & January

### Trends

3. The number of incidents have increased since 2011
  - However, when repeat offenders are considered, the trend for incidents decreased since 2011
4. The number of repeat offenders has decreased since 2011
5. The number of medical transports have decreased since 2011

## ACTION STEPS AS RESULT OF ASSESSMENT:

1. Continue to monitor the longitudinal trends
  - Buddy System is in the 3<sup>rd</sup> program year... more time needs to pass to determine whether the program can predict future
2. Focus efforts on repeat offenders
  - Partner with Student Affairs Conduct and Health Education Resource Office to explore effective programming efforts specifically designed for students with 2 or more incidents



## METHOD

Alcohol incident and medical transport data provided by the Office of Student Conduct and KU Office of Public Safety

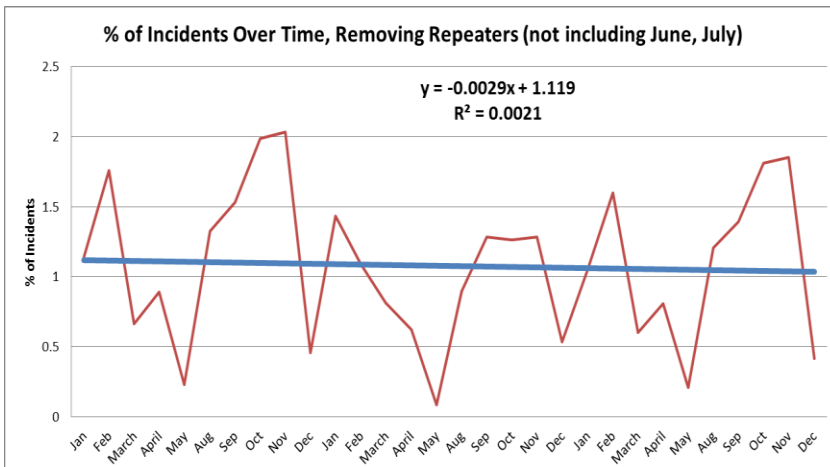
## DEMOGRAPHICS

N = residence hall students

2011 = 4810 students

2012 = 4676 students

2013 = 4381 students



## REPEAT OFFENDERS

Defined as students receiving more than one alcohol violation in the course of 1 year

YEAR	# INCIDENTS	# REPEATS	% TOTAL
2011	511	54	11.8%
2012	462	34	7.8%
2013	674	56	9.6%